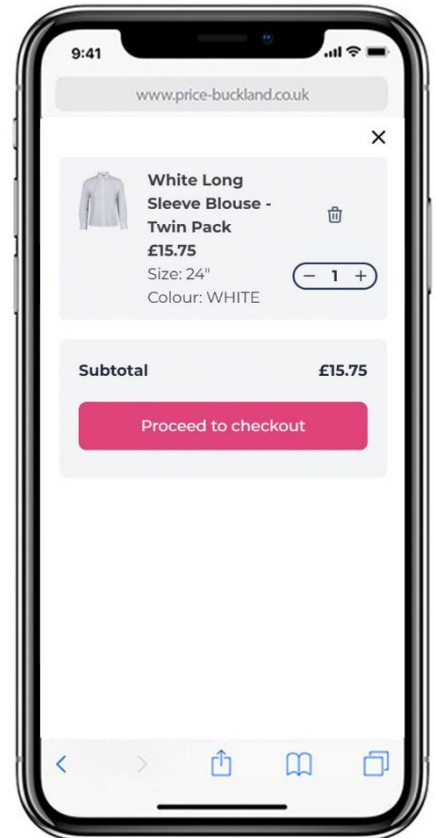
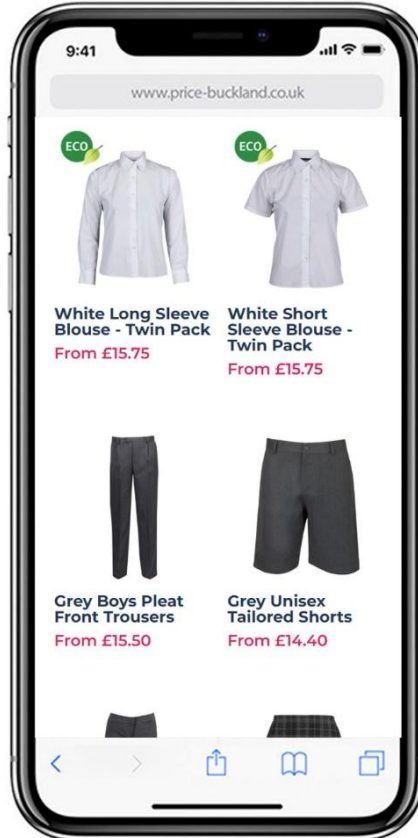


Price & Buckland

SCHOOLWEAR SINCE 1959



FITZHARRYS SCHOOL



Scan Me!



www.price-buckland.co.uk

FITZHARRYS SCHOOL

Uniform Information



Dear Parent/Carer,

We are delighted to have been chosen by the school to supply your uniform and sportswear. Our online service is secure, and orders can be placed quickly and safely, direct with us at Price & Buckland.

School Uniform Information

The information below shows all the garments you require along with prices, colours and sizes available. We have included a variety of plain items which can also be purchased from us.

Ordering Process

The online ordering service allows you to view and order uniform 24 hours a day, 7 days a week. Orders are usually despatched to a personal address within 5 working days although times will be extended during our busier months (June- September).

To ensure delivery for the start of term we strongly advise that you place your orders by the 1st August 2025.

Sizing guides

There are instructions on how to measure your child at the end of this Parent Pack. There are size guidelines attached to each garment on the online shop as well as a helpful video. If all else fails, you can use our FREE returns.

How to Order

Scan this QR code to be directed to a page with instructions and a video to guide you through the order process.



Customer Service

Our very helpful customer service team is available from 08:30 to 17:00, Monday to Friday and you can contact us either by phone on 0115 9640827 or by email on webenquiry@price-buckland.co.uk. Emails sent on a weekday will be responded to within 24 hours and those sent on a weekend will be responded to on the Monday.

We hope you find the service both easy and convenient to use.

Many thanks,

The Price & Buckland Team

To view your online shop visit:
www.price-buckland.co.uk/fitzharrys-school-abingdon

*Errors and Omissions Excepted



Register now to receive updates and discount offers



How to order

Go to your school's online shop by using the school finder located on the Price and Buckland website or by scanning the QR code on the front page.

Browse the range and add items to your basket.
Go to the checkout and enter your details.
Await your order.



How to pay

We accept the following payment methods:



Your card will be charged at the time of your order.



How to contact us

Email Us



Email webenquiry@price-buckland.co.uk
Stating your order number followed by your query.

Phone Us



Call 0115 964 0827
To speak to one of our customer service team



Online Contact Form

Complete our online contact form on
www.price-buckland.co.uk



Delivery & Returns

FREE Delivery on orders over £65

Our standard delivery service will be despatched within 5 working days. Delivery times may be extended during our busy summer period (June-September).

FREE Returns

Please note: Items that have been personalised with names, initials or numbers cannot be returned. If an item is faulty or if we have sent you an incorrect item please contact Customer Services on 0115 964 0827 or email webenquiry@price-buckland.co.uk.

To create a return please follow the steps below:

1. Log in to or create an account.
2. Select the relevant order in the orders tab and click "create Return".
3. Tick the checkbox next to each item that you wish to return.
4. Choose the return reason.
5. Select a Return Resolution.
 - Unless we have sent you an incorrect item that you didn't order, or the item is faulty then a refund will be issued.
 - If faulty or incorrect, you may choose to have the item corrected or refunded.
 - If you wish to provide more information please add a note to the return item. This is only available for faulty or incorrect items. *
6. Scroll to the bottom of the page to click Submit Return.
7. Follow the Royal Mail instructions.

Please Note: It will take a few minutes for the return request to show in your account.

Please include your delivery note in the parcel you are returning to us.

FITZHARRYS SCHOOL

Uniform Information

Product	Description	Size	Price
MAIN UNIFORM			
9000A14719	Girls Blazer - Black with logo	26" -36"	£28.80
		38" - ,48"	£34.55
9400A14719	Boys Blazer - Black with logo	26" -36"	£28.80
		38" - ,48"	£34.55
4650A14762	V-Neck Navy Jumper with logo	28" - 34"	£18.40
		36"S - 48XL"	£22.10
2419A14760C8398	Summer Polo Sky/Navy - Wear during TERMS 5 & 6 ONLY available from end March '25 with a special discount offer	28" - 36"	£12.95
		38" - 48"	£15.60
Refer online	2 Pack Boys or Girls S/Sleeve or L/Sleeve Shirt/Blouses White	Refer Online	£15.75
			£18.90
Refer Online	Black Comfort, Loose or Straight Leg Trousers	Refer Online	£15.50
			£18.80
Refer online	Black Pleated Skirt	Refer Online	£14.65
			£17.75
SPORTSWEAR			
6100A14759	Navy/Sky PE Polo - Unisex Fit	28" - S	£14.95
		M - XXL	£17.95
31095PFITZ0002	Navy/White Reversible Sports Shirt	30" - S	£15.95
		M - XXL	£19.15
32080PFITZ0002	Navy Sports Shorts	Refer Online	£5.90
			£7.05
32110PFITZ0002	Navy Knee High Sports Socks	Refer Online	£4.95
			£5.95

We recommend placing your order by 1st August 2025 to ensure despatch in time for the start of term, and to allow time for any FREE RETURNS needed, re-order correct sizes any time, no need to wait for the return to complete, see the guidance on previous page.

To view your online shop visit:
www.price-buckland.co.uk/fitzharrys-school-abingdon

*Errors and Omissions Excepted


Price & Buckland
SCHOOLWEAR SINCE 1959

HOW TO MEASURE YOUR CHILD

Price & Buckland Schoolwear has been created with the growing child in mind and for a comfortable fit. It is generous in size and durable.

We always recommend checking your child's measurements before buying by using our top tips to ensure the best fit.

Watch our how to measure your child video here! →



1 HEIGHT

Without shoes, with the back against the wall place feet together flat on the floor. Measure from the top of the head to the ground.

2 NECK

Measure around the base of the neck where the shirt collar would normally sit. Leave a little room for comfort.

3 CHEST

Measure the chest at the fullest part placing the tape close up under the arms.

4 WAIST

Measure around the natural waistline, at the narrowest part. Leave a little extra room for comfort.

5 HIPS

Standing straight, with heels together, measure around the fullest part.

6 INSIDE LEG

In bare feet take the measurement from the top of the inside leg to the floor.